



## AES Digital Audio over RJ45/CAT5e/CAT6 (Pin-configurations and cable conductor colors)


Pin Pair	Wire	Color
1 2	RX-Ring	white/orange
2 2	RX-Tip	orange
3 3	N/A	white/green
4 1	TX-Ring	blue
5 1	TX-Tip	white/blue
6 3	N/A	green
7 4	N/A	white/brown
8 4	N/A	brown



1                      8



Typical RJ45 Receptacle



RJ-45 Plug

Pin 1



Clip is pointed away from you.

CAT6-AES wiring diagram			
RJ45 Pin	Wire Color	AES Channel	DB25M Pin-
1	White / Orange	1/2+	14
2	Orange	1/2-	2
3	White / Green	3/4+	3
4	Blue	5/6+	17
5	White / Blue	5/6-	5
6	Green	3/4-	16
7	White / Brown	7/8+	6
8	Brown	7/8-	19